



Electrolux
PROFESSIONAL

SkyLine ProS Natural Gas Boilerless Combi Oven 201 120V

ITEM # _____

MODEL # _____

NAME # _____

SIS # _____

AIA # _____



219684 (ECOG201K300)

SKYLINE ProS OVEN 20
HALF SHEET PANS (13" X
18") OR 20 HOTEL PANS (12
" X 20") TOUCH-GAS 120V-
BOILERLESS

Short Form Specification

Item No. _____

Combi oven with high resolution full touch screen interface, multilanguage, IPX5, ETL, EnergyStar, Ergocert

- BOILERLESS
- OptiFlow: air distribution system with 7 fan speed levels
- SkyClean: Automatic and built-in self cleaning system with integrated descale of the steam generator.
- 2 Cooking modes: Programs, Manual
- Special functions: MultiTimer cooking, Plan-n-Save, SkyHub homepage, agenda MyPlanner, automatic backup mode to avoid downtime
- USB port to download HACCP data, programs and settings. Connectivity to the cloud ready
- 6-point multi sensor core temperature probe
- Triple-glass door with double LED lights line
- Includes (10) 922062 stainless steel grids
- Includes (1) 922753 trolley

Main Features

- Instant steam generator: Boilerless steaming function to add and retain moisture for high quality, consistent cooking results. Automatic moistener (11 settings)
- Dry, hot convection cycle (77 °F - 575 °F/25°C - 300 °C): ideal for convection cooking.
- EcoDelta cooking: cooking with food probe maintaining preset temperature difference between the core of the food and the cooking chamber.
- Programs mode: a maximum of 1000 recipes can be stored in the oven's memory, to recreate the exact same recipe at any time. The recipes can be group in 16 different categories to better organize the menu. 16-step cooking programs also available.
- MultiTimer: Special feature to manage up to 60 different cooking cycles at the same time in the same cavity guaranteeing even cooking results. Up to 200 MultiTimer available programs
- Supplied with one half-sheet size trolley, 2 1/2" pitch.
- Reversible Fan: 7 speed fan levels from 300 to 1500 RPM with reverse rotation for optimal evenness. Fan stops in less than 5 seconds when door is opened.
- Automatic cool-down and pre-heat function
- Different chemical options available: solid (phosphate-free), liquid (requires optional accessory).
- GreaseOut: predisposed for integrated grease drain and collection for safer operations (dedicated base as optional accessory).
- Back-up mode: self-diagnosis is automatically activated if a failure occurs to avoid downtime.
- Capacity: 20 half sheet/hotel pans.
- OptiFlow air distribution system to achieve maximum performance in chilling/heating evenness and temperature control thanks to a special design of the chamber.

Construction

- Seamless hygienic internal chamber with all rounded corners for easy cleaning.
- 304 AISI stainless steel construction throughout.
- Front access to control board for easy service.
- IPX 5 spray water protection certification for easy cleaning.
- Integrated door shield to avoid steam and heat dispersion from the door, when the roll-in rack is not used.
- Triple thermo-glazed door: with 2 hinged inside panels for easy cleaning and double LED lights line.

User Interface & Data Management

- Touchscreen: High resolution interface (translated into more than 30 languages including Spanish and French) - color-blind friendly panel.
- Picture Management: upload full customized images of cooking cycles or food items
- Make-it-mine: feature to allow full personalization or locking of the user interface by selecting what is visible on screen
- SkyHub: customizable homepage to allow the user to

APPROVAL: _____

Electrolux Professional, Inc.
www.electroluxprofessional.com

4003 Collins Lane Louisville, KY 40245 USA - fax number: 706-447-6228



SkyLine ProS
Natural Gas Boilerless Combi Oven 201 120V



Electrolux
PROFESSIONAL

SkyLine ProS Natural Gas Boilerless Combi Oven 201 120V

group their favorite functions for immediate access when operating.

- MyPlanner: on-screen agenda where the user can plan their daily work, set reminders for several users and receive personalized alerts for each activity
- USB port: to download HACCP data, share cooking programs and configurations. USB port also allows to plug-in sous-vide probe (optional accessory).
- Connectivity: ready for real time access to connected appliances from remote and HACCP monitoring (requires optional accessory).
- e-learning: equipment trainings, how-to guides, and technical documentation easily accessible by scanning QR-Code with any mobile device.
- Data Analytics: automatic consumption visualization at the end of the cycle.

Sustainability



- Human centered design: with 4-star certification for ergonomics and usability.
- Door handle: ergonomic wing-shaped design for hands-free door opening with elbow, to allow simple trays management (Registered Design at EPO).
- Reduced-Power Feature: To consume less energy during customized slow cooking cycles.
- SkyClean: Automatic self cleaning system with integrated descaling of the steam boiler. 5 automatic cycles (soft, medium, strong, extra strong, rinse-only) and green functions to save energy, water, detergent and rinse aid. Also programmable with delayed start.
- Plan-n-Save: the oven organizes the sequence of the chosen cooking cycles to optimize the processes in the kitchen reducing time and energy consumption.

Included Accessories

- 10 of Single 304 stainless steel grid (12" x 20") PNC 922062
- 1 of 20 Tray Rack Trolley, Half PNC 922753
Sheet Pans, 2 ½" (63mm)
pitch for 201 ovens and blast
chillers

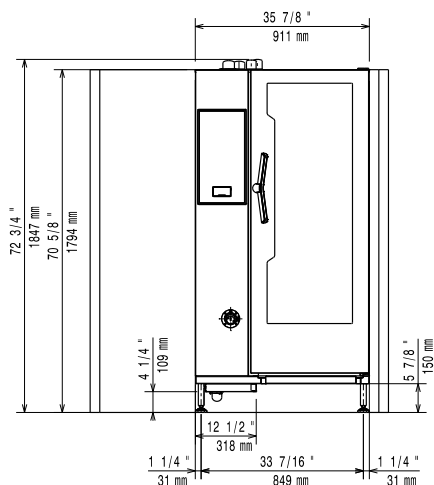


SkyLine ProS

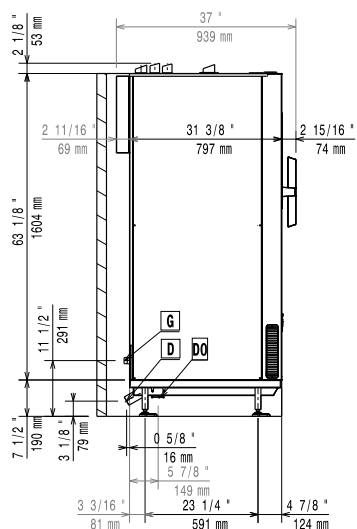
Natural Gas Boilerless Combi Oven

201 120V

Front



Side



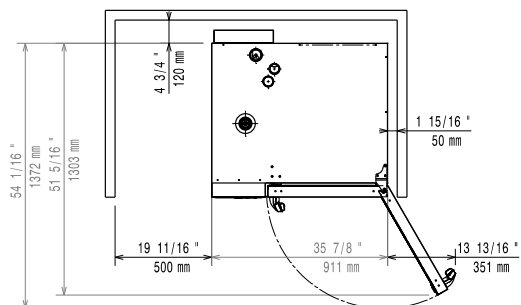
CWI1 = Cold Water inlet EI = Electrical connection

CWI2 = Cold Water Inlet 2 G = Gas connection

D = Drain

DO = Overflow drain pipe

Top



Electric

Supply voltage:	120 V/1 ph/60 Hz
Electrical power, max:	1.8 kW
Electrical power, default:	1.8 kW
Maximum Over-Current Protection (MOP):	0A

Gas

Static Pressure:	< 10" WC
Dynamic Pressure:	7" WC
Electrolux Professional does not recommend the use of a GFCI outlet. If a GFCI outlet is required by code, a commercial GFCI with a trip rating of 20 mA must be used.	
Gas power:	168746 Btu/hr
Gas Power:	49.5 kW
Standard gas delivery:	Natural Gas G20
ISO 7/1 gas connection diameter:	1/2" MNPT

Water:

Water Cold Supply Connection:	3/4"
Cold Water Inlet Connection:	3/4" GHT
Drain "D":	2" (50 mm)
Electrolux Professional recommends the use of treated water, based on the water specs listed. Refer to manual for details	
Max inlet water supply temperature:	86°F (30°C)
Water inlet cold 1:	unfiltered
Water inlet cold 2:	filtered
Pressure:	15-87 psi (1-6 bar)
Chlorides:	<17 ppm
Conductivity:	>50 µS/cm

Installation:

Clearance:	Clearance: 2 in (5 cm) rear and right hand sides.
Suggested clearance for service access:	20 in (50 cm) left hand side.

Capacity:

Max load capacity:	220 lbs (100 kg)
Hotel pans:	20 - 12" X 20"
Half-size sheet pans:	20 - 13" X 18"

Key Information:

Door hinges:	Right Side
External dimensions, Width:	35 7/8" (911 mm)
External dimensions, Depth:	34 1/32" (864 mm)
External dimensions, Height:	70 5/8" (1794 mm)
Net weight:	634 lbs (287.5 kg)
Shipping width:	37 3/8" (950 mm)
Shipping depth:	37 13/16" (960 mm)
Shipping height:	79 1/8" (2010 mm)
Shipping weight:	745 lbs (338 kg)
Shipping volume:	64.73 ft³ (1.83 m³)

ISO Certificates



Electrolux
PROFESSIONAL

SkyLine ProS Natural Gas Boilerless Combi Oven 201 120V

ISO Certificates

ISO Standards: ISO 9001; ISO 14001; ISO
45001; ISO 50001

Sustainability

Current consumption: 15 Amps



SkyLine ProS
Natural Gas Boilerless Combi Oven 201 120V

The company reserves the right to make modifications to the products
without prior notice. All information correct at time of printing.

2025.10.17